

2017 Growth Marginally beats Expectations

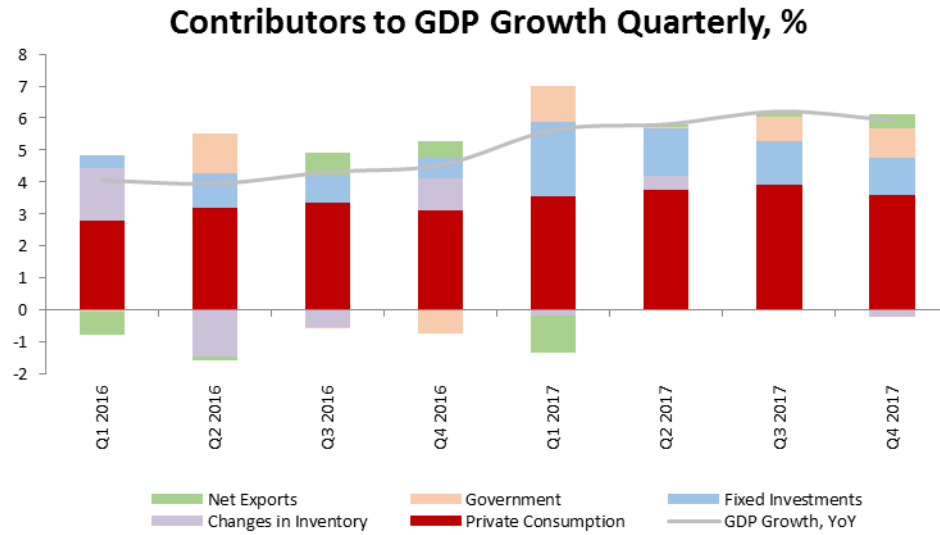
Wednesday, February 14, 2018

Highlights

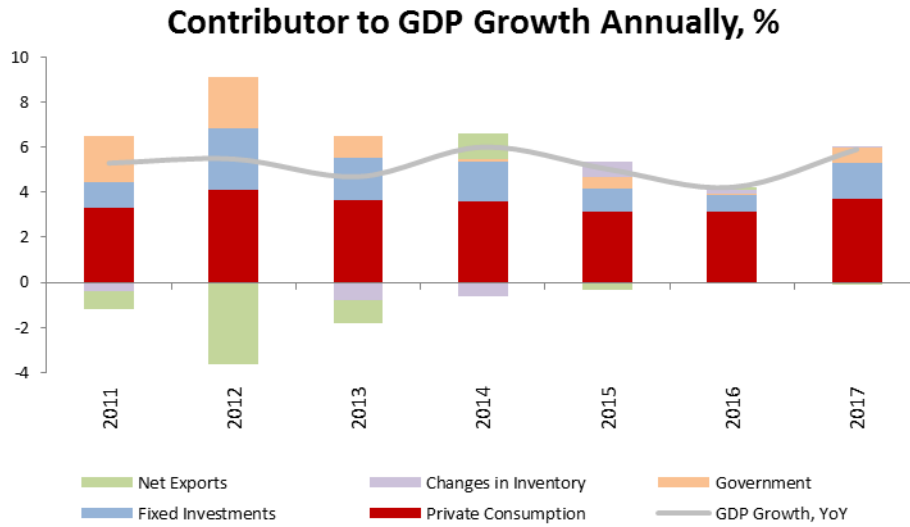
- **Malaysia's economy in 2017 grew at an extremely strong pace of 5.9%, YoY (2016: 4.2%, YoY) beating the median consensus forecast at 5.8%, YoY.** This is the fastest it has been since 2014 when growth was at 6.0%, YoY. Global trade has significantly picked up in 2017 and Malaysia's small open economy has significantly benefited from this with exports growing at an astounding pace of 9.6%, YoY. In particular, the manufacturing sector has experienced faster growth in 2017 at 6.0%, YoY (2016: 4.4%, YoY). Private consumption was once again the primary anchor of growth expanding at an accelerated pace of 7.0%, YoY (2016: 6.0%, YoY). This is possibly due to the strong economic environment, stable labour market conditions and government income support measures. Private fixed investment grew faster at 11.1%, YoY (2016: 6.4%, YoY) as businesses began feeling more optimistic about the state of the economy. As a note, the palm oil sector made a major recovery in growth at 16.0% in 2017 (2016: -12.7%) due to improved weather conditions.
- **Growth in the final quarter of 2017 only marginally eased to 5.9%, YoY (Q3 2017: 6.2%).** This came on top of a slowdown in export growth at 7.1%, YoY (Q3 2017: 11.8%, YoY) and only a slight moderation in private consumption growth at 7.0%, YoY (Q3 2017: 7.2%, YoY). Regardless, private consumption remained the primary anchor of growth for the quarter. However, there was a reported major acceleration in growth for public consumption at 6.9%, YoY (Q3 2017: 3.9%, YoY) due to increased expenditure in supplies and services. Public fixed investment did interestingly decline at -1.4% (Q3 2017: 4.1%, YoY). Private fixed investment continued to remain strong growing at 9.2%, YoY (Q3 2017: 7.9%, YoY) possibly due to improving business sentiment amid the strong economy.
- **The current account widened to 3.3% of GDP for the year (2016: 2.4%) due to the strong external environment.** The goods surplus expanded to 9.6% of GDP (2016: 8.2%) as exports of manufacturing, particularly in the E&E sector, rose significantly. The services deficit increased to -1.9% of GDP (2016: -1.6%) as the deficit in construction and transportation services rose due to imports for projects related to oil & gas, utilities and the transportation sector. Both primary and secondary income as a percentage of GDP only experienced a marginal change at -4.5% (2016: -4.3%).
- **Going forward, we forecast growth to slow but to remain strong at 5.0%, YoY for 2018.** Economic performance would be heavily depended upon the growth performance of Malaysia's major trading partners. Growth in the major trading partners such as China and the EU is expected to slow. Private consumption would once again be expected to be the primary anchor of growth due to both stable labour market conditions and government income support measures. Private investment is also expected to remain strong due to rising

business optimism. The risks to this benign scenario though would include an unexpected fall in oil prices, political noise arising from looming elections and lower than expected growth in the major economies.

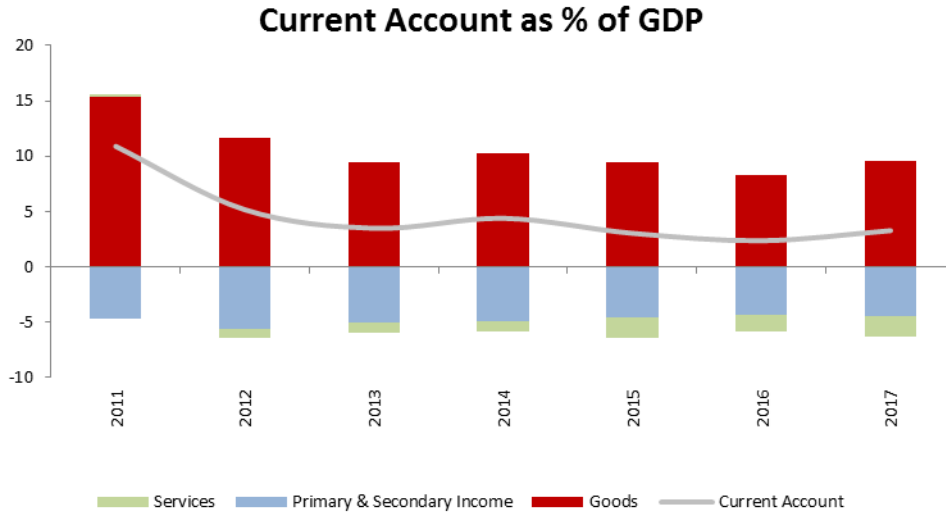
- **The effect of this result on the Ringgit value against the USD would probably be limited.** The actual result did not significantly beat the consensus forecast and export data in December 2017 had already shown a significant slowdown 4.7%, YoY (Nov 2017: 14.5%). It is more likely that any Ringgit strength going forward may be more heavily driven by USD-centric factors.
- **Given such a strong performance in 2017, it will come as no surprise if elections are called soon.** Aside the strong GDP numbers, the Employees Provident Fund (EPF) recently reported a significantly increased dividend rate of 6.90% for 2017 (2016: 5.70%). The Ringgit has generally shown an upward trend against the US Dollar since the beginning of 2017. Business sentiment has also been improving amid the strong economy. The government therefore may choose to ride on the wave of these excellent numbers to call elections soon.



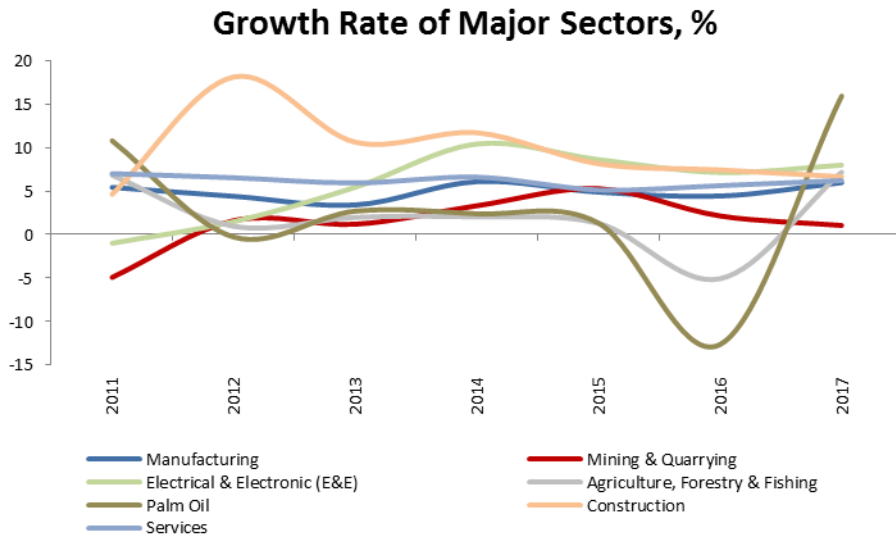
Source: Department of Statistics Malaysia , CEIC and OCBC



Source: Department of Statistics Malaysia , CEIC and OCBC



Source: Department of Statistics Malaysia, CEIC and OCBC



Source: Department of Statistics Malaysia, CEIC and OCBC

This publication is solely for information purposes only and may not be published, circulated, reproduced or distributed in whole or in part to any other person without our prior written consent. This publication should not be construed as an offer or solicitation for the subscription, purchase or sale of the securities/instruments mentioned herein. Any forecast on the economy, stock market, bond market and economic trends of the markets provided is not necessarily indicative of the future or likely performance of the securities/instruments. Whilst the information contained herein has been compiled from sources believed to be reliable and we have taken all reasonable care to ensure that the information contained in this publication is not untrue or misleading at the time of publication, we cannot guarantee and we make no representation as to its accuracy or completeness, and you should not act on it without first independently verifying its contents. The securities/instruments mentioned in this publication may not be suitable for investment by all investors. Any opinion or estimate contained in this report is subject to change without notice. We have not given any consideration to and we have not made any investigation of the investment objectives, financial situation or particular needs of the recipient or any class of persons, and accordingly, no warranty whatsoever is given and no liability whatsoever is accepted for any loss arising whether directly or indirectly as a result of the recipient or any class of persons acting on such information or opinion or estimate. This publication may cover a wide range of topics and is not intended to be a comprehensive study or to provide any recommendation or advice on personal investing or financial planning. Accordingly, they should not be relied on or treated as a substitute for specific advice concerning individual situations. Please seek advice from a financial adviser regarding the suitability of any investment product taking into account your specific investment objectives, financial situation or particular needs before you make a commitment to purchase the investment product. OCBC Bank, its related companies, their respective directors and/or employees (collectively "Related Persons") may or might have in the future interests in the investment products or the issuers mentioned herein. Such interests include effecting transactions in such investment products, and providing broking, investment banking and other financial services to such issuers. OCBC Bank and its Related Persons may also be related to, and receive fees from, providers of such investment products.

This report is intended for your sole use and information. By accepting this report, you agree that you shall not share, communicate, distribute, deliver a copy of or otherwise disclose in any way all or any part of this report or any information contained herein (such report, part thereof and information, "Relevant Materials") to any person or entity (including, without limitation, any overseas office, affiliate, parent entity, subsidiary entity or related entity) (any such person or entity, a "Relevant Entity") in breach of any law, rule, regulation, guidance or similar. In particular, you agree not to share, communicate, distribute, deliver or otherwise disclose any Relevant Materials to any Relevant Entity that is subject to the Markets in Financial Instruments Directive (2014/65/EU) ("MiFID") and the EU's Markets in Financial Instruments Regulation (600/2014) ("MiFIR") (together referred to as "MiFID II"), or any part thereof, as implemented in any jurisdiction. No member of the OCBC Group shall be liable or responsible for the compliance by you or any Relevant Entity with any law, rule, regulation, guidance or similar (including, without limitation, MiFID II, as implemented in any jurisdiction).

Co.Reg.no.:193200032W